

Bee County, Texas

SCHEDULE OF INVESTMENT ACTIVITY

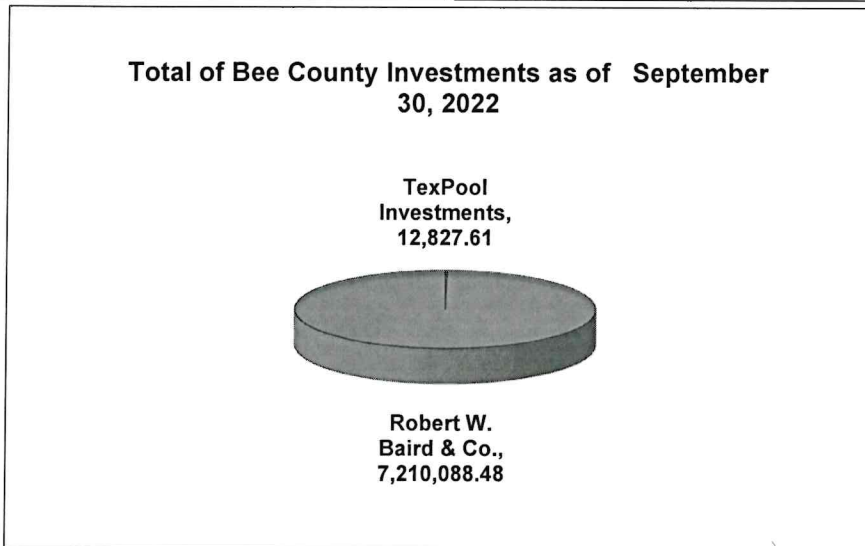
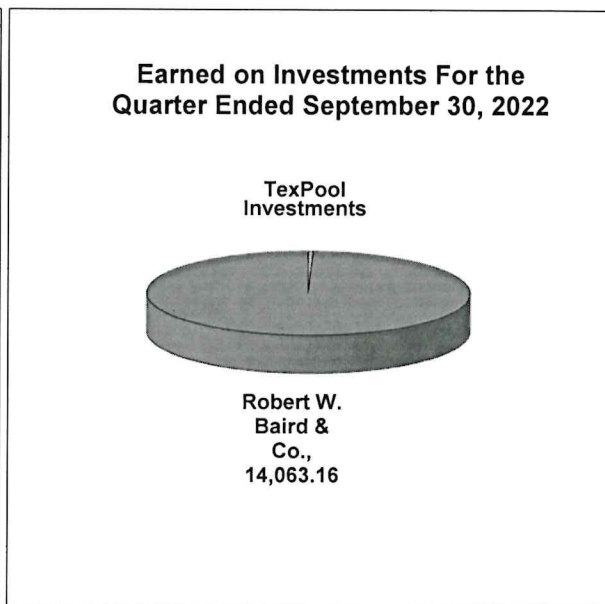
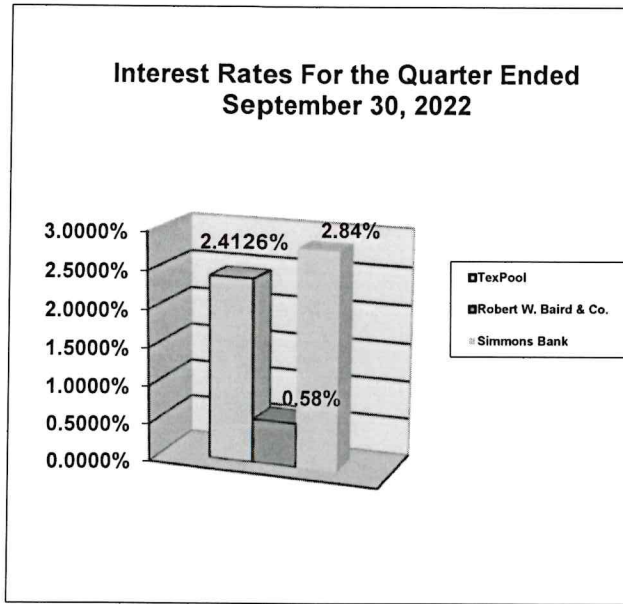
For The Quarter Ending September 30, 2022

Prepared By:
County Auditor's Office

A handwritten signature in blue ink, appearing to be 'JAC', is written to the right of the text 'Prepared By: County Auditor's Office'.

**Bee County, Texas
Schedule of Investment Activity Combined
For the Quarter Ended September 30, 2022**

Investments	Balance 6/30/2022	Deposits	Withdrawals	Interest	Balance 9/30/2022
TexPool Investments	12,762.30	0.00	0.00	65.31	12,827.61
Robert W. Baird & Co.	7,199,625.13	0.00	3,599.81	14,063.16	7,210,088.48
TOTALS	7,212,387.43	0.00	3,599.81	14,128.47	7,222,916.09



April A. Cantu

 April A. Cantu, Bee County Auditor

Bee County, Texas
Schedule of Investment Activity Combined
For the Quarter Ended September 30, 2022

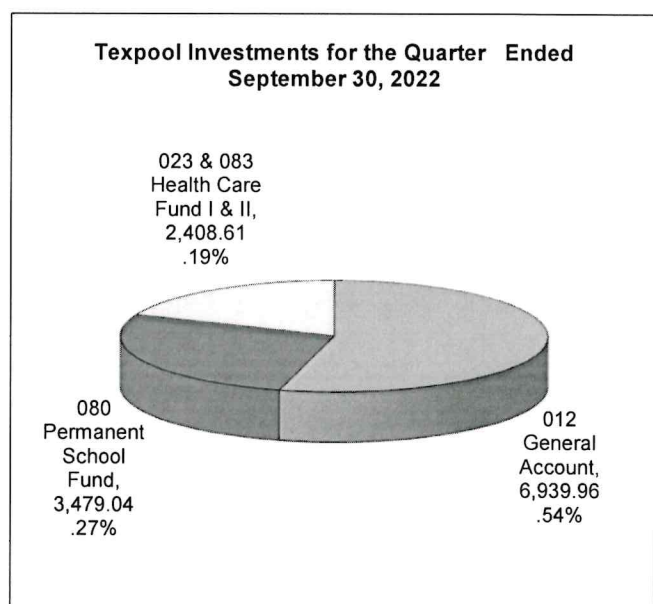
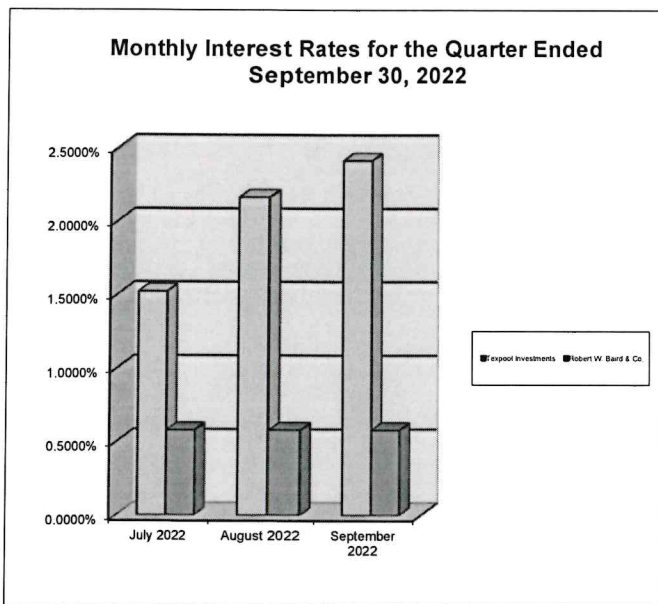
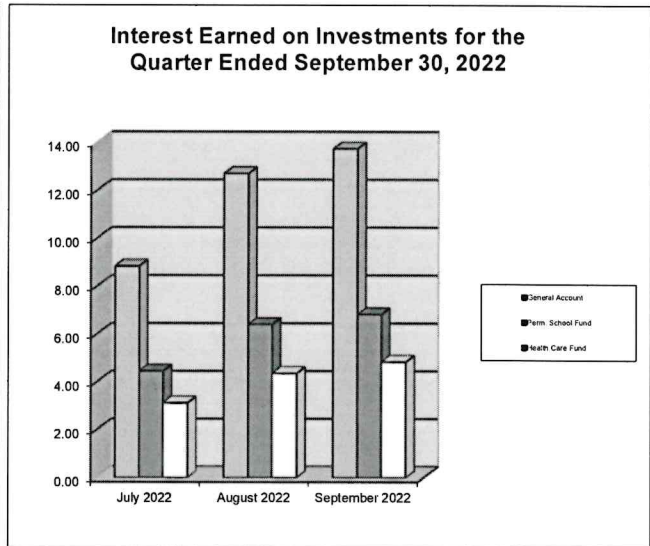
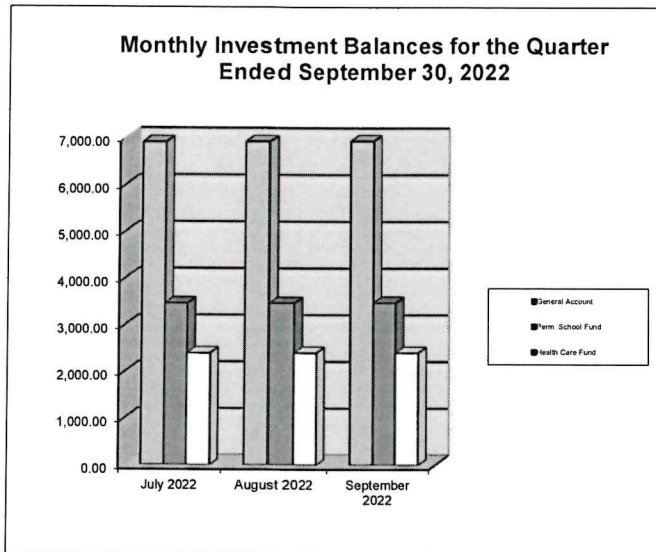
MONTHLY BALANCES	<u>September 30, 2022</u>
TexPool Investments	12,827.61
Robert W. Baird & Co.	7,210,088.48
Total Monthly Balance	<u><u>7,222,916.09</u></u>

INTEREST EARNED	<u>September 30, 2022</u>
TexPool Investments	65.31
Robert W. Baird & Co.	14,063.16
Robert W. Baird & Co. Prof. Services	-3,599.81
Robert W. Baird & Co. Cost Rpt. & Other Exp.	0.00
Total Monthly Balance	<u><u>10,528.66</u></u>

INTEREST RATES	<u>September 30, 2022</u>
TexPool Investments	2.4126%
Robert W. Baird & Co.	0.58%
Simmons Bank	2.84%

Bee County, Texas
Schedule of Investment Activity Texpool
For the Quarter Ended September 30, 2022

Texpool Investments	Balance 6/30/2022	Deposits	Withdrawals	Interest	Balance 9/30/2022
1. 012 General Account	6,904.67	0.00	0.00	35.29	6,939.96
2. 080 Perm. School Fund	3,461.34	0.00	0.00	17.70	3,479.04
3. 023 & 083 Health Care I & II	2,396.29	0.00	0.00	12.32	2,408.61
TOTALS	12,762.30	0.00	0.00	65.31	12,827.61



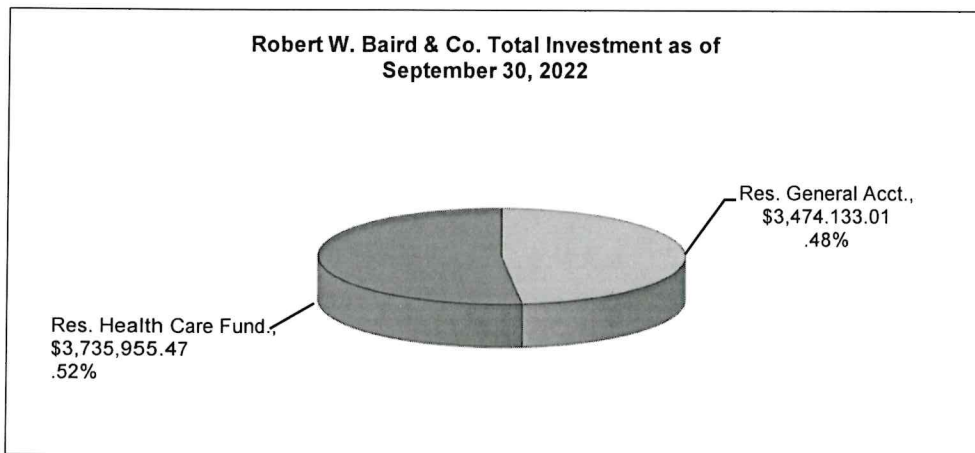
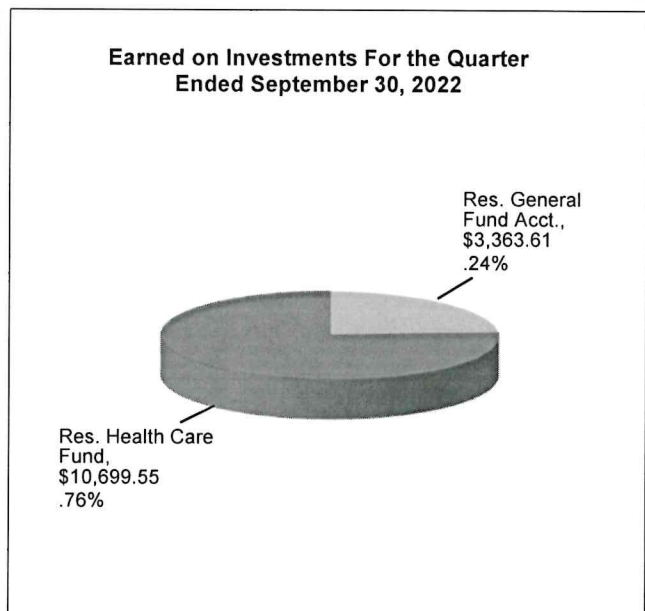
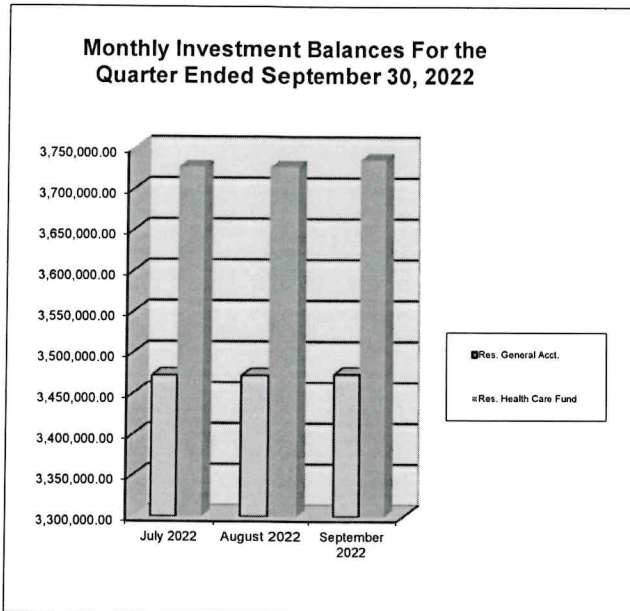
April A. Cantu
 April A. Cantu, Bee County Auditor

Bee County, Texas
Schedule of Investment Activity Texpool
For the Quarter Ended September 30, 2022

MONTHLY BALANCES	July 2022	August 2022	September 2022
012 General Account	6,913.51	6,926.22	6,939.96
080 Permanent School Fund	3,465.80	3,472.21	3,479.04
023 & 083 Health Care Fund I & II	2,399.41	2,403.77	2,408.61
Total Monthly Balance	<u>12,778.72</u>	<u>12,802.20</u>	<u>12,827.61</u>
INTEREST EARNED	July 2022	August 2022	September 2022
012 General Account	8.84	12.71	13.74
080 Permanent School Fund	4.46	6.41	6.83
023 & 083 Health Care Fund I & II	3.12	4.36	4.84
Total Monthly Balance	<u>16.42</u>	<u>23.48</u>	<u>25.41</u>
INTEREST RATES	July 2022	August 2022	September 2022
TexPool Investments	1.5206%	2.1627%	2.4126%
Robert W. Baird & Co.	0.58%	0.58%	0.58%
GENERAL ACCT INVESTMENTS	July 2022	August 2022	September 2022
General Fund 012	3,575.70	3,582.27	3,589.38
Road & Bridge Fund 020	3,337.81	3,343.95	3,350.58
TOTAL GENERAL ACCOUNT INV.	<u>6,913.51</u>	<u>6,926.22</u>	<u>6,939.96</u>

Bee County, Texas
Schedule of Investment Activity Robert W. Baird & Co.
For the Quarter Ended September 30, 2022

Robert W. Baird & Co. Investments	Balance 6/30/2022	Deposits	Withdrawals	Interest	Balance 9/30/2022
012 Reserve General Account	3,472,505.65	0.00	1,736.25	3,363.61	3,474,133.01
023 Reserve Health Care Fund	3,727,119.48	0.00	1,863.56	10,699.55	3,735,955.47
TOTALS	7,199,625.13	0.00	3,599.81	14,063.16	7,210,088.48



April A. Cantu
 April A. Cantu, Bee County Auditor

Bee County, Texas
Schedule of Investment Activity Robert W. Baird & Co.
For the Quarter Ended September 30, 2022

MONTHLY BALANCES	July 2022	August 2022	September 2022
012 Reserve General Account	3,472,505.65	3,472,505.65	3,474,133.01
023 Reserve Health Care Fund	3,727,119.48	3,727,119.48	3,735,955.47
Total Monthly Balance	7,199,625.13	7,199,625.13	7,210,088.48

INTEREST EARNED	July 2022	August 2022	September 2022
012 Reserve General Account	0.00	0.00	3,363.61
023 & 083 Reserve Health Care Fund	0.00	0.00	10,699.55
General & HealthCare Fund Prof Services Fee	0.00	0.00	-3,599.81
Other Fees & Costs	0.00	0.00	
Total Monthly Balance	0.00	0.00	10,463.35

INTEREST RATES	July 2022	August 2022	September 2022
Robert W. Baird & Co.	0.58%	0.58%	0.58%

GENERAL ACCT INVESTMENTS	July 2022	August 2022	September 2022
General Fund 012	3,472,505.65	3,472,505.65	3,474,133.01
TOTAL GENERAL ACCOUNT INV.	3,472,505.65	3,472,505.65	3,474,133.01

Bee County Reserve Accounts - All Funds
Quarterly Management Report - Summary Statement of Investment Activity
As of September 30, 2022

	Book Value	Market Value
Value at Beginning of Reporting Period		
Date: 03/31/22	7,199,625.13	6,895,552.03
Contributions of Funds to Account		
Date:	0.00	0.00
Date:	0.00	0.00
Date:	0.00	0.00
Distributions of Funds from Account		
Date:	0.00	0.00
Date:	0.00	0.00
Date:	0.00	0.00
Value at Beginning as Adjusted	7,199,625.13	6,895,552.03
Interest and Dividends Received this Quarter	47,328.16	47,328.16
Accrued Interest Purchased	(1,521.03)	(1,521.03)
Accrued Interest at End of Period	22,858.27	22,858.27
Less: Accrued Interest at Beginning of Period	(39,810.96)	(39,810.96)
Bond Premiums Amortized/Discounts Acreated	(14,791.28)	(14,791.28)
Recognized Gain on Sale(s) or Early Call(s)	0.00	0.00
Recognized Loss on Sale(s)	0.00	0.00
Other Fees or Costs	0.00	0.00
Advisory Fees Paid	(3,599.81)	(3,599.81)
Reverse Unrecognized (Gain) or Loss (Period Beginning)	N/A	304,073.06
Unrecognized Gain or (Loss) (Period Ending)	N/A	(402,396.37)
Value at End of Reporting Period	7,210,088.48	6,807,692.07
Date: 06/30/22		
Change in Value (Period Ending Less Period Beginning)	10,463.35	(87,859.96)
Days Elapsed during Reporting Period	91	91
Average Daily Change In Value	114.98	(965.49)
Daily change Multiplied by 365 Days	41,968.38	(352,405.35)
Weighted Average Daily Balance	7,199,625.13	6,895,552.03
Quarter Ended Annualized Total Return	0.58%	-5.11%

Certification: The following persons state affirmatively the following:

- 1) They have jointly prepared and reviewed this Quarterly Management Report; and
- 2) The investment portfolio and this report complies with State of Texas Government

Code Title 10, Section 2256, et. seq. and Bee County Investment Policy.



 April Cantu, Bee County Investment Officer



 Joe Carter, Investment Advisor

Bee County General Reserve Fund
Quarterly Management Report - Summary Statement of Investment Activity
As of September 30, 2022

	Book Value	Market Value
Value at Beginning of Reporting Period		
Date: 06/30/22	\$3,472,505.65	\$3,354,144.00
Contributions of Funds to Account		
Date: [REDACTED]	0.00	0.00
Date: [REDACTED]	0.00	0.00
Date: [REDACTED]	0.00	0.00
Distributions of Funds from Account		
Date: [REDACTED]	0.00	0.00
Date: [REDACTED]	0.00	0.00
Date: [REDACTED]	0.00	0.00
Value at Beginning as Adjusted	3,472,505.65	3,354,144.00
Interest and Dividends Received this Quarter	21,782.95	21,782.95
Accrued Interest Purchased	0.00	0.00
Accrued Interest at End of Period	11,144.25	11,144.25
Less: Accrued Interest at Beginning of Period	(21,209.22)	(21,209.22)
Bond Premiums Amortized/Discounts Acreated	(8,354.36)	(8,354.36)
Recognized Gain on Sale(s) or Early Call(s)	0.00	0.00
Recognized Loss on Sale(s)	0.00	0.00
Other Fees or Costs	0.00	0.00
Advisory Fees Paid	(1,736.25)	(1,736.25)
Reverse Unrecognized (Gain) or Loss (Period Beginning)	N/A	118,361.61
Unrecognized Gain or (Loss) (Period Ending)	N/A	(152,560.58)
Value at End of Reporting Period	3,474,133.01	3,321,572.39
Date: 09/30/22		
Change in Value (Period Ending Less Period Beginning)	1,627.36	(32,571.61)
Days Elapsed during Reporting Period	92	92
Average Daily Change In Value	17.69	(354.04)
Daily change Multiplied by 365 Days	6,456.39	(129,224.33)
Weighted Average Daily Balance	3,472,505.65	3,354,144.00
Quarter Ended Annualized Total Return	0.19%	-3.85%

Certification: The following persons state affirmatively the following:

- 1) They have jointly prepared and reviewed this Quarterly Management Report; and
- 2) The investment portfolio and this report complies with State of Texas Government Code Title 10, Section 2256, et. seq. and Bee County Investment Policy.



 April Cantu, Bee County Investment Officer



 Joe Carter, Investment Advisor

Bee County Health Care Reserve Fund
Quarterly Management Report - Summary Statement of Investment Activity
As of September 30, 2022

	Book Value	Market Value
Value at Beginning of Reporting Period		
Date: 06/30/22	\$3,727,119.48	\$3,541,408.03
Contributions of Funds to Account		
Date:	0.00	0.00
Date:	0.00	0.00
Date:	0.00	0.00
Distributions of Funds from Account		
Date:	0.00	0.00
Date:	0.00	0.00
Date:	0.00	0.00
Value at Beginning as Adjusted	3,727,119.48	3,541,408.03
Interest and Dividends Received this Quarter	25,545.21	25,545.21
Accrued Interest Purchased	(1,521.03)	(1,521.03)
Accrued Interest at End of Period	11,714.02	11,714.02
Less: Accrued Interest at Beginning of Period	(18,601.74)	(18,601.74)
Bond Premiums Amortized/Discounts Accrued	(6,436.92)	(6,436.92)
Recognized Gain on Sale(s) or Early Call(s)	0.00	0.00
Recognized Loss on Sale(s)	0.00	0.00
Other Fees or Costs	0.00	0.00
Advisory Fees Paid	(1,863.56)	(1,863.56)
Reverse Unrecognized (Gain) or Loss (Period Beginning)	N/A	185,711.45
Unrecognized Gain or (Loss) (Period Ending)	N/A	(249,835.79)
Value at End of Reporting Period	3,735,955.47	3,486,119.68
Date: 09/30/22		
Change in Value (Period Ending Less Period Beginning)	8,835.99	(55,288.35)
Days Elapsed during Reporting Period	92	92
Average Daily Change In Value	96.04	(600.96)
Daily change Multiplied by 365 Days	35,055.81	(219,350.53)
Weighted Average Daily Balance	3,727,119.48	3,541,408.03
Quarter Ended Annualized Total Return	0.94%	-6.19%

Certification: The following persons state affirmatively the following:

- 1) They have jointly prepared and reviewed this Quarterly Management Report; and
- 2) The investment portfolio and this report complies with State of Texas Government Code Title 10, Section 2256, et. seq. and Bee County Investment Policy.



 April Cantu, Bee County Investment Officer



 Joe Carter, Investment Advisor